

MANIACCESS

150 AET
New serie

- Working height : 14.80 m
- Maximum outreach : 8.86 m
- Rotation : 355°
- S.W.L : 230 kg
- Electric drive : 48 V
- Only 1.5 m chassis width



 **MANITOU**

150 AET *New serie*



Safe working load230 kg including 2 people
External usewind 45 km/h



Working height14.80 m
Platform height12.80 m



Overall length5.75 m
Overall width1.50 m
Overall height1.95 m
Basket size1.50 x 1.00 m
Max.outreach8.86 m
Up and over clearance5 m
Ground clearance15 cm
Turning radius ins/outside.1.50 m/3.75 m



Travel speed0 to 3,3 km/h
Number of speeds2



Basket rotation180°
Turret rotation355°



Traction battery48 V - 450 Ah (C5)
48 V - 560 Ah (C20)
Integrated charger45 A



Gradeability25%
Max. slope accepted3° or 5%



Hydraulic tank18 l.



TyresPPS 27-10 x 12



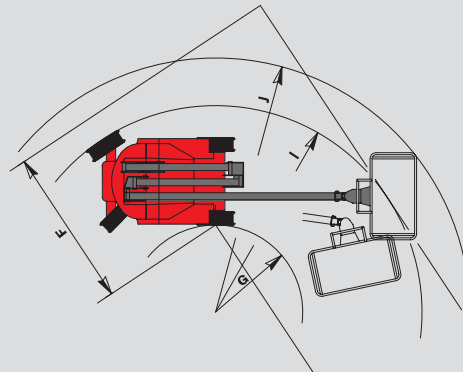
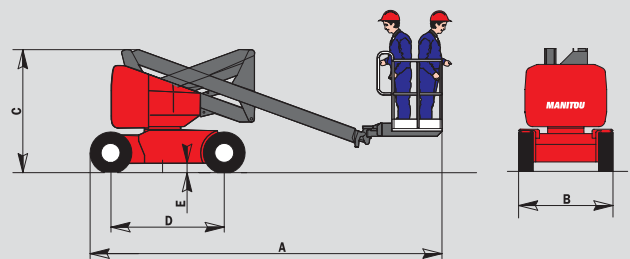
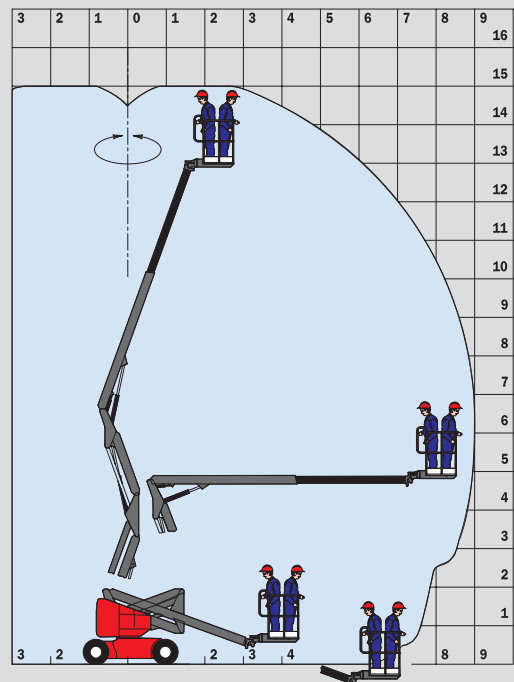
Weight7090 kg

Standard equipment

- Oscillating steering axle
- Max. travel speed up to 1,5 m platform height
- Negative brake
- Steel basket with mesh floor
- Protected upper control box with double joystick
- Lifting brackets
- Hour meter
- Warning buzzer in the basket
- 230 V auxiliary cable
- Low voltage indicator

Options

- Working light
- Flashing beacon
- All motion alarm
- Translation alarm
- Non marking tyres
- Extreme cold condition model -30° C
- 230 V electric plug in platform



A	5750
B	1515
C	1950
D	1960
E	154
F	2727
G	1802
I	3750
J	4801

mm



Oscillating steering axle
 giving + or - 5 cm

This publication in no way constitutes an offer and the company reserves the right to alter specification without prior notice.



MANITOU BF SA

B.P. 249 - 44158 Ancenis Cedex - France
 Tél. : 33 2 40 09 10 11 / Export Department Fax : 33 2 40 09 10 97
 www.manitou.com

700178EN

